



Year 2
Home Learning Project – Week 13 (Monday 13th July)

Learning Project WEEK 13

Age Range: Year 2

Weekly Maths Tasks

Effective Maths

[Effective Maths: Information for Parents and Carers](#)

[Lesson 13: Subtracting amounts of Money](#)

[Lesson 14: Multiplying Amounts of Money](#)

Revision Activities

[Addition and Subtraction of Money](#) This link is also available as an activity on Seesaw.

Useful websites for Summer

[Daily 10](#)

[TopMarks](#)

[Times Table Rock Stars](#)

[White Rose Maths Summer Learning](#)

Weekly Reading Tasks

- Lots of new books have been assigned to your bookshelf on [Rising Stars](#). Please read each one then complete the quiz at the end. I will be keeping track of your reading and quiz score.
- Enjoy listening to one of these stories each day and talk about what you liked/disliked about each one.

[The Wind in the Willows](#)

[Who's Afraid of the Big Bad Book?](#)

[Tell Me a Story Rory](#)






[The Bear Under the Stairs](#)

[On Sudden Hill](#)

SUMMER

I cannot stress enough how important it is to listen to your child read regularly. Whether at bedtime or breakfast, please take just 5 minutes out of the day to read a book. Remember, reading is the pathway to all learning and will be hugely beneficial come September.







Afternoon Activities: END OF YEAR

MEMORIES 	<p>Monday- Over the last year, your child will have created many school memories that they will cherish forever. Capture these memories in a fun way by asking your child to create a 'Memory Jar'. Using coloured paper ask your child to draw or write down their favourite memories. They can use different colours to show different categories of memory e.g. blue for friendship, yellow for teachers, red for favourite lessons, green for school trips. Use a jam jar or a plastic bottle to collect their memories; they could even personalise their jar with decoration. Share at #TheLearningProjects.</p>
ACHIEVEMENTS 	<p>Tuesday- Your child has achieved so much over the course of the year and now it is time to reflect on what makes them proud. Ask your child to think about their proudest academic achievements and their proudest achievements outside of the classroom too. After discussing your child's accomplishments, ask them to choose one. Work together to design and create an achievement medal. Do this by cutting a piece of cardboard into a circle or star shape, painting it gold or sticking shiny paper to it. Write the number one on the medal and add string or ribbon. Why not have a ceremony and present the medal to your child?</p>
SAYING FAREWELL 	<p>Wednesday- Ending the academic year is a time for your child to say farewell to current teachers and sometimes to classmates too. Talk to your child about the friendships they have made this year. Who is important to them and why? What are they going to miss most about their teacher/teachers? Support your child to draw around their hand on paper and then carefully cut it out. On the template, ask your child to draw or write a goodbye message to a friend or teacher. On each finger, they could write the qualities that this special person has displayed over the year e.g. kindness, being helpful, etc.</p>
INDIVIDUAL QUALITIES 	<p>Thursday- Ask your child to think about what makes them special. What makes them different to other people? You could ask other family members to contribute to this too and record a list of your child's individual qualities together. Following this, ask your child to record their individual qualities on a person template (see below). They may wish to do this by creating a collage using cut out pictures from magazines that represent their individual qualities. Alternatively, they could draw pictures to represent their qualities onto the template. Talk about the importance of being unique together.</p>
GOAL SETTING 	<p>Friday- Read or listen to the story 'Giraffes Can't Dance' here. Talk about how Gerald the giraffe showed determination when trying to achieve his goals. Ask your child what they would like to achieve next year, e.g. 'to improve my handwriting', 'count in tens' or 'show more kindness to others'. After this, ask your child to choose 5 things from the list which they would like to achieve during their next school year. Work together to create a vision board. This can be done by cutting out pictures that represent the goals, pasting onto card and decorating. They could add personal qualities to their vision board too.</p>

To make your memory jar, watch the Reflecting on Year 2' video on Seesaw activities.

[Giraffes Can't Dance](#)

Below are some ideas of how your child could set out their work.

MEMORIES	ACHIEVEMENTS	SAYING FAREWELL	INDIVIDUAL QUALITIES	GOAL SETTING
 				

Hi Year 2,

We have come to your final week of home learning and your final week in Year 2! Without getting too soppy, I want to say a HUMUNGOUS thank-you for all your hard work, determination and effort to keep up with your learning and always trying your best throughout this very strange time. I couldn't be more proud of all you have achieved and very much hope you will come down and visit your old classroom in September when you are all big juniors! I think each and every one of you has become a 'History Maker' living and learning through COVID-19. I have put together a little video on Seesaw Activities to reflect on our time together in Year 2. Stay safe and have the best summer you all deserve!

