

# Welcome to West Lakes Academy!





Hello from Miss Fell!

I am the Inclusion manager at West Lakes Multi Academy Trust. We would normally have started Early Transition now. To help with your Transition in September I have created this booklet for you! If you have any questions please ask someone at home to email me.

I would really like to see the answers to the questions at the end, if you can't email these to me please can you bring them with you the first time you come to the academy.

I look forward to meeting you, merits to the students who recognise me from my photo.

Take care and stay safe

Changing school should be exciting but you might also feel a bit nervous. It will involve a lot of changes and new experiences for you in September.


We have put this transition booklet together for you to look through. It will hopefully explain a lot about West Lakes Academy and answer some of your questions as well as help to prepare you for all the changes. There is also lots of information on the academy website: [www.westlakesacademy.org.uk](http://www.westlakesacademy.org.uk)

We hope that you will enjoy finding out about your new school and look forward to seeing you in September.

Good luck!

## Key Academy staff

Miss Dunne  
Head of Year 7



Mr Jackson  
Head of Academy



Miss McCabe  
Vice Principal






Mrs Tuck  
First Aid Coordinator

Mrs Devine  
Home Tutor



## Finding your way around

Most pupils feel a little scared about going to a different school. They feel worried about getting lost, or being late for a lesson because they're not sure of where the room is.



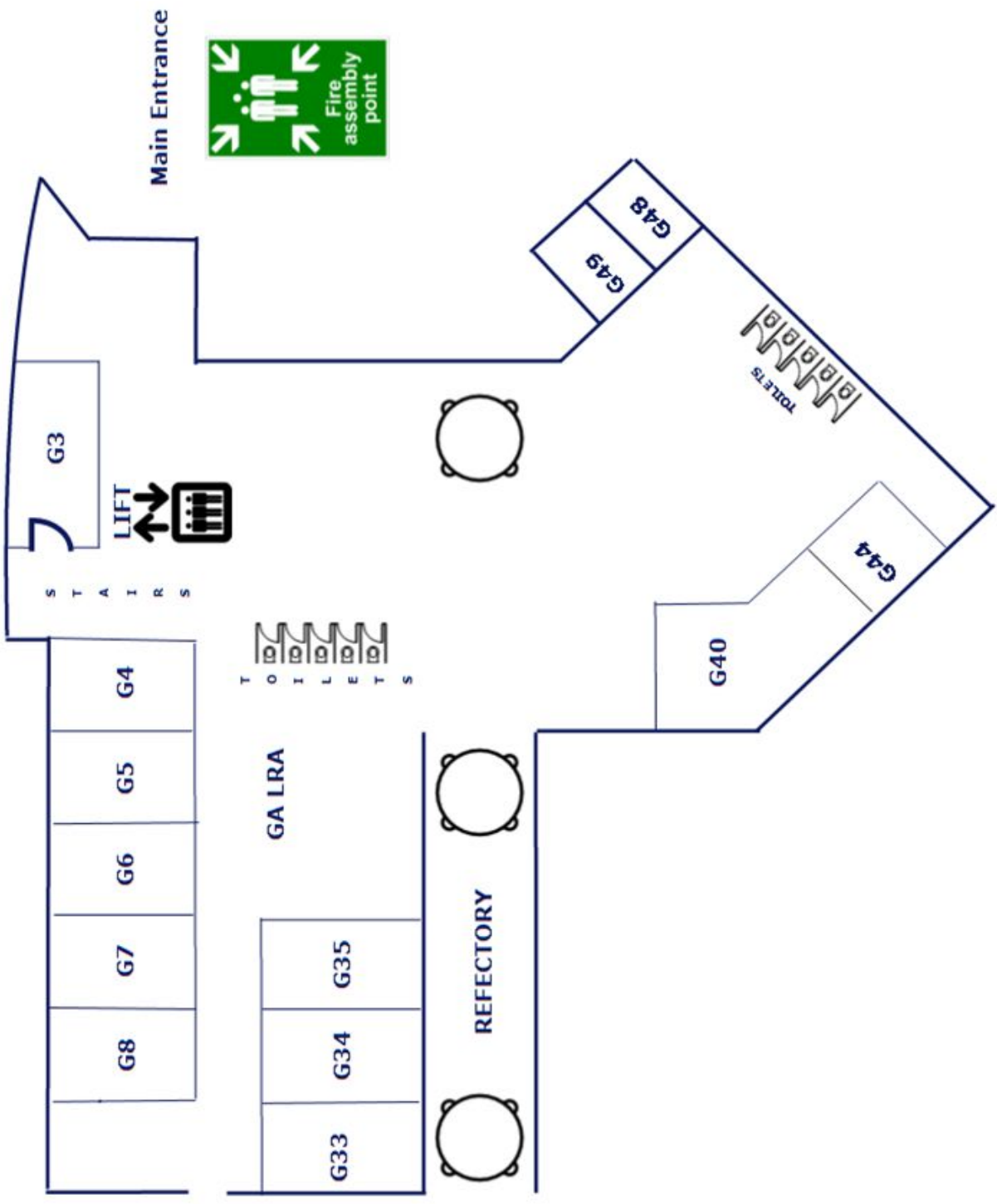
A map can help because it shows where all the different rooms are and you can easily see the quickest way to get there. You will notice each floor in The Academy is a different colour, you will also find a map on each floor to help you find your way around.



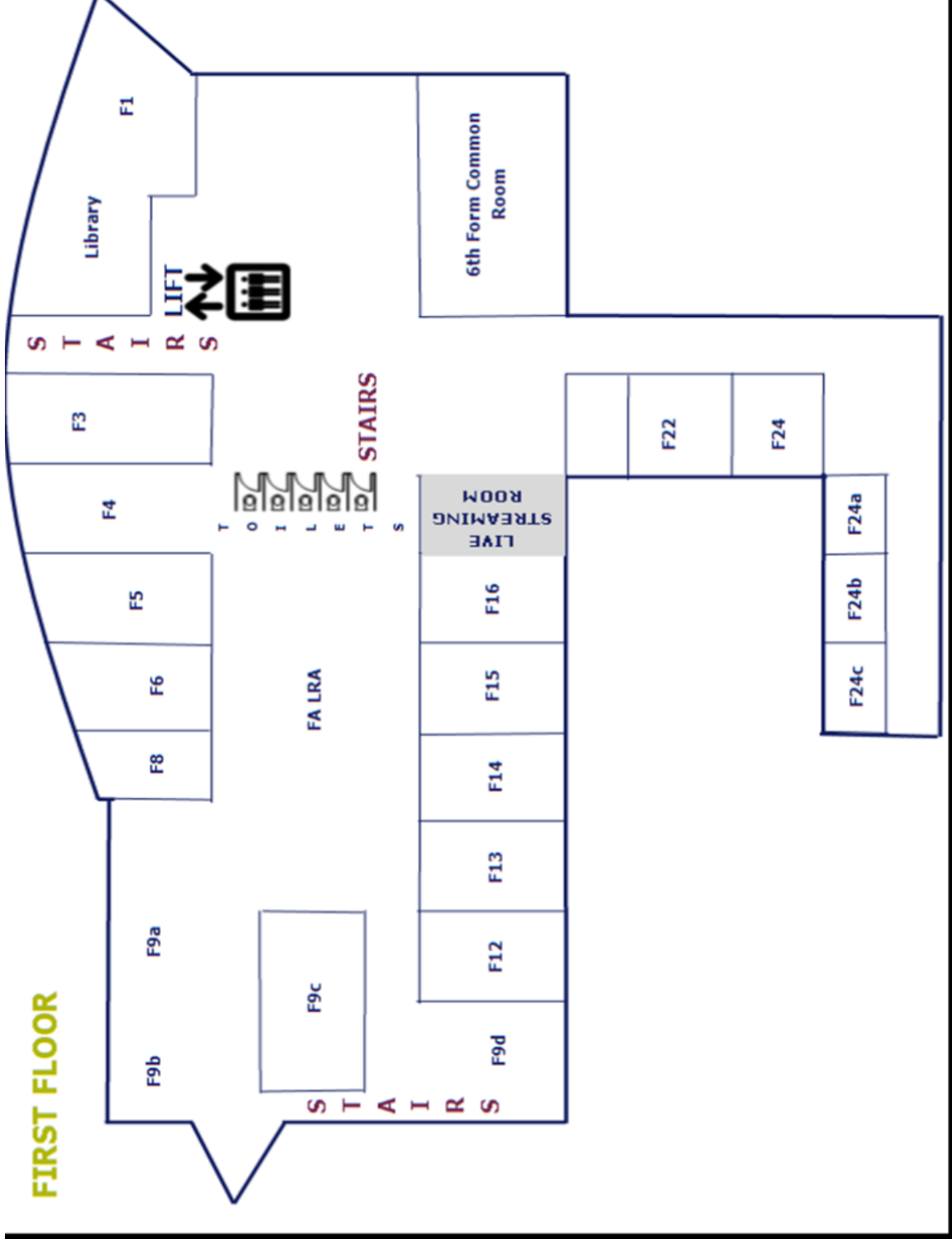
There is a map of each floor of West Lakes Academy on the next three pages. How many rooms do you think we have?

# Maps of West Lakes Academy

## GROUND FLOOR



# FIRST FLOOR





# Photos of West Lakes Academy




Main Entrance


Inside the Main Entrance



Girls Toilets



Boys Toilets



Between the girls and boys toilets are shared sinks

Each floor has a different colour

A large, bold, green letter 'G' is centered on a white background.

Ground floor is  
green

A large, bold, yellow letter 'F' is centered on a white background.

First floor is  
yellow

A large, bold, blue letter 'S' is centered on a white background. A small vertical yellow text '2010/2008' is visible in the bottom left corner of the image.

Second floor is  
blue



The Performance Hall

Inclusion. Inclusion is used for lots of different reasons. It is where you will find me.



Learning Support



This is the First Aid room where you will find Ms Tuck our First Aid coordinator. If she isn't available you need to go to F2 and the Heads of Year will help.

We have lots of First Aid trained staff



This is F2 - here you will find all of the Heads of year.

Miss Dunne is in here every morning. If you forget a pen and need to buy a new one you can go to F2, any head of year will help you.

black, blue or red pen 30p


rulers - 30p

pencil - 30p

highlighters - 30p

rubbers - 30p

Even if you haven't got the money the Heads of year will still give you equipment.



The Refectory



Outdoor Area



The Library



# Uniform

You will need to wear a uniform when you come to West Lakes Academy, but it may be a bit different to the one you're used to.

Girls can either wear black tailored trousers or a knee length skirt.



Tie - Your tie will be purple, it needs to be at least 4 stripes long.



Black socks or tights




Black shoes not Black trainers

## Equipment

You will be expected to have your own equipment and you will have to carry it all around with you.

Here is the basic equipment you will need:



Other equipment that you need will be rubber, calculator, phonics chart, reading book and highlighters. Your iPad must have at least 70% charge at the start of the day.

## Timetable

One of the first pieces of information you will be given in September will be your timetable.



It's very important because it not only tells you which lessons you will have that day, but it also gives you a clue about the equipment you will need to pack in your bag the night before.

Your timetable will tell you what time each lesson starts and finishes and in which room they will take place. If you haven't got a watch yet, it might be a good idea to buy one to practise telling the time and getting to places on time.



Your timetable will also let you know which teacher you will have for each subject. Instead of just one teacher, you're going to have to get used to lots of different people being in charge of your class! The timetable will have the teacher's initials next to the name of the lesson.

You will have different subjects every day and some will be in special rooms. For example, Science will usually take place in a laboratory.



## Example Timetable

Here is an example of what your timetable will look like:

| Mon           | Tue           | Wed           | Thu           | Fri           |
|---------------|---------------|---------------|---------------|---------------|
| Hi<br>SMO S25 | Sc<br>SD G8   | Tc<br>JME G50 | Tc<br>JME G50 | It<br>CS S2c  |
| En<br>JR2 S18 | It<br>CS S2c  | Re<br>SN F8   | Fr<br>VB F3   | Ma<br>BM F16  |
| Sc<br>SD G8   | En<br>JR2 S18 | Sc<br>SD G8   | At<br>LH G49  | Fr<br>VB F3   |
| Pd<br>LD S22  | Ma<br>BM F16  | Gg<br>AW S20  | Ma<br>BM F16  | Sc<br>SD G8   |
| En<br>JR2 S18 | PE<br>LB G21  | PE<br>LB G21  | En<br>JR2 S18 | At<br>LH G49  |
| Ma<br>BM F16  | Sc<br>SD G8   | En<br>JR2 S18 | Ma<br>BM F16  | Tc<br>JME G50 |

## Getting Organised

It is a good idea if you look at your timetable each night and pack your bag with the correct books and equipment for the next day.

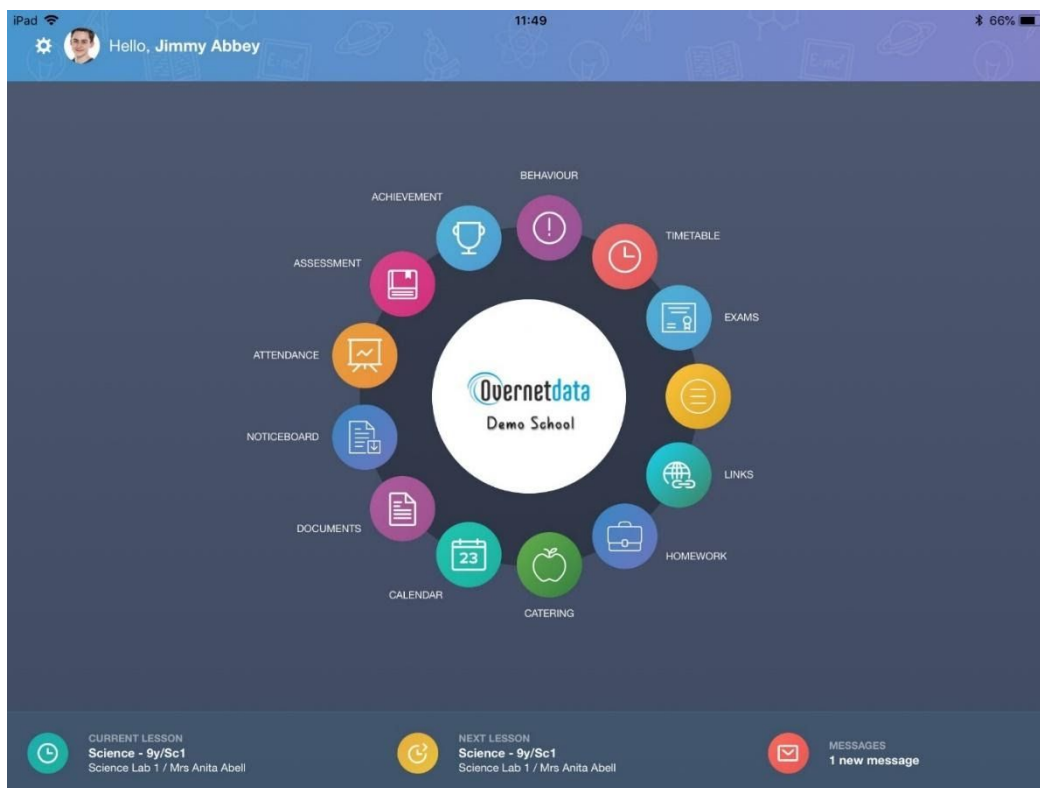
Use this table to write down what books and equipment you need for each day:

|          | Mon | Tue | Wed | Thu | Fri |
|----------|-----|-----|-----|-----|-----|
| Lesson 1 |     |     |     |     |     |
| Lesson 2 |     |     |     |     |     |
| Lesson 3 |     |     |     |     |     |
| Lesson 4 |     |     |     |     |     |
| Lesson 5 |     |     |     |     |     |
| Lesson 6 |     |     |     |     |     |

# Homework

In Year 7 you may start to get a lot more homework than you have been used to. Teachers will be stricter about getting it done on time. You will have a week to complete homework.

To help you do this, you will have access to an online planner called EduLink. This will give you a wide range of helpful information including homework. Example below:



Homework is work to support your learning. It is to be completed outside of taught lessons.

Homework Club is available in the Library Monday-Thursday afternoons, 3:30-5pm. There will be books, computers, printers and teachers there to help you.

# Break and Lunch time

At break and lunch times, you can buy food from the canteen or bring a packed lunch.

Here is some information about what is available. I have also sent our current menus and price list.

## Catering Services at West Lakes Academy



Caterlink are delighted to be working in Partnership with West Lakes Academy and would like to tell you about us and our catering services.

We love food and hope you will love what we provide for you at your school.

We embrace natural ingredients, love seasonal produce, and develop ethical trading with many of our suppliers. Our meat, fruit & vegetables and bakery is all sourced from suppliers as near to the school as we can. Our menu meets the SILVER Food for Life Standard.

Our menus are refreshed every term to ensure we reflect the changing seasons and trends from the high street. 95% of all our food is freshly prepared from scratch on site by our team, so if you have a fantastic recipe you would like us to consider, come and talk to us at any time you visit the facilities.

Look out for our special offers and promotions throughout the year! We are also proud to say all our meals are nutritionally compliant the Government Standards for Food Served in Schools.

You can find out more about us on our website [www.caterlinktd.co.uk](http://www.caterlinktd.co.uk)

### Get in touch

Please feel free to contact our friendly team. Our Manager will be happy to talk with you and answer any questions you may have.

If you would rather not talk then simply fill in one of our comment cards



## The Price is Right.....

We believe in keeping prices as low as we possibly can so always ask about our meal deals and loyalty schemes to ensure you get the best value you can for your school meals.....all our meal deals are £2.10 and look out for our termly promotions and special offers!



| Item  | Price    |
|---|----------|
| 2 course meal deal , pasta / jacket deal or packed lunch deal | £2.10    |
| Mineral Water 500ml<br>Deal always available of 2 for £1      | 70p      |
| Hot Snacks at Break   | from 30p |
| Dessert & Fruit Pots  | from 40p |
| Cakes and Tray Bakes  | from 75p |



**caterlink**  
feeding the imagination

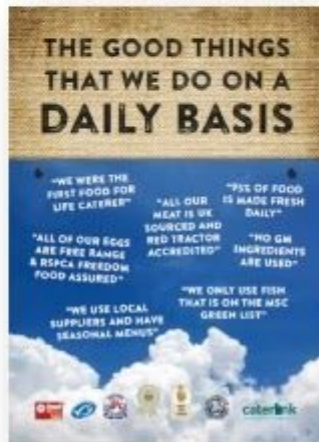
Turn over for more info.....

# Catering Services at West Lakes Academy

just some of our great food offers that will be available every day at lunch.....

## 5 Key Facts about our SILVER Menu

1. The standard is 75% but at least 95% of our food will be freshly prepared on site by our team
2. We can trace all our meat back to the farm at which it was reared.
3. No fish served is on the MSC fish to avoid list
4. 5% of the ingredients we use are organic
5. All our Chicken and Eggs are RSPCA Certified Freedom Foods



Available daily in the main dining room will be our core menu with meat and vegetarian choices; pasta, jackets and home made soup; once a fortnight we will offer our great new concept "Mexican Kitchen" with rice, tacos or burritos, with our lovely fresh salsas and nachos. We will also have available daily our curry and rice which you can have in a pot or on a plate. Freshly baked daily will be a selection of our home bakes

## Coming Soon...



Macaroni Cheese with a twist!....

will be launching in the Autumn term; why not let us have your suggestions for the next new concept.....

## New...



Our new Food concept Quirky Bird is a real treat; marinated chicken and a choice of sides; onion rings, potato wedges, mash potato or coleslaw to choice from.



We do lots of our grab n go offer in half sizes so why not try our deal – just choose any 4 of the items labelled for the school meal deal price of £2.10; all available from Break time.

At lunch time we also have a great range of hot snacks and street food served in pots from £1



## Timings of the Academy Day

08.30am - Registration

08.40am - Lesson 1

09.35am - Lesson 2

10.30am - Break

10.50am - Lesson 3

11.45am - Lesson 4

12.40pm - Lunch

1:10pm - Tutor time

1.40pm - Lesson 5

2.35pm - Lesson 6

3.30pm - End of the day.

## West Lakes Academy Wordsearch

|   |   |   |   |   |   |   |   |   |   |   |   |   |   |   |
|---|---|---|---|---|---|---|---|---|---|---|---|---|---|---|
| W | E | R | T | Y | T | S | R | I | F | U | I | O | P | T |
| N | L | V | C | X | U | S | D | M | X | C | V | B | R | N |
| P | O | A | I | U | T | Y | T | R | R | H | J | O | L | O |
| Y | A | S | D | F | O | G | P | O | J | O | P | T | G | U |
| E | L | K | J | H | R | G | F | T | Y | P | F | I | O | N |
| A | S | C | A | N | N | E | R | Q | U | E | R | I | T | D |
| R | Y | U | I | O | P | L | K | S | J | H | G | C | N | F |
| S | E | C | O | N | D | D | G | T | Y | E | R | A | F | U |
| E | A | S | D | F | G | N | N | I | L | H | J | N | K | J |
| V | X | C | V | B | I | E | N | M | B | Q | D | T | F | G |
| E | H | A | B | N | M | L | K | E | M | J | H | E | G | D |
| N | F | G | R | P | U | J | K | T | E | A | R | E | T | N |
| L | K | A | I | J | H | G | F | A | S | E | R | N | T | U |
| P | E | U | O | I | U | Y | T | B | S | R | E | D | F | O |
| L | Q | A | S | D | F | G | P | L | A | N | N | E | R | R |
| E | C | V | B | N | M | D | T | E | A | C | H | E | R | G |

WLA  
Seven  
Ground  
First  
Second

Equipment  
Timetable  
Uniform  
Planner  
Assembly


Tutor Year  
Teacher  
Learning Support  
Canteen  
Scanner

# Life at West Lakes Academy

Name.....

Date of Birth.....

Picture of you.



Tell me about yourself. How would you describe yourself to someone who didn't know you? What do you look like? What sort of person are you?.....

.....  
.....

Tell me about school. What do you like about it? What do you not like about it? .....

.....  
.....

Tell me about your best friend. What are they like? Why do you like them?.....

.....  
.....

What do you think other people think of you? Do they like you? How would they describe you?.....

.....

.....  
Tell me about some of the good things about being you. What are you good at? What do you like about yourself?.....  
.....  
.....

Tell me about some of the things that are not so good about being you. What would you like to change?.....  
.....  
.....

Tell me about the things you find difficult when talking to people.  
.....  
.....  
.....

Tell me about some of the things you find difficult when making new friends or keeping friends. ....  
.....  
.....

Do you like talking to people? Do you find it easy to start up a conversation or join in with a discussion?.....  
.....  
.....

Can you think of anything you would like help with? Making friends? Feeling good about yourself? Understanding people? Being able to stand up for yourself?.....  
.....  
.....  
.....

Who are your friends?.....  
.....

.....  
.....

Is there anyone starting WLA in September you don't get along with?.....  
.....

What are your hobbies/interests?.....  
.....  
.....

Do you know what our 5 values are?.....  
.....  
.....  
.....

Please email Miss Fell the answers to your questions and any questions, worries or concerns you would like to ask her about.

[fell@westlakesmat.org.uk](mailto:fell@westlakesmat.org.uk)

You can't go back and change the beginning, but you can't turn away from your dreams when times are tough. You have just got to buckle down and do your best. That's all the teachers will ask of you at West Lakes Academy. Also take any opportunities that are open to you at WLA because you don't know where those opportunities will take you in life. Imogen Messenger

## **My top tips for starting year seven**

- 1. Always check or repack your bag the day before school making sure you have everything you need for the next day**  
**One thing that helped me make sure I**
- 2. knew where all my lessons were was that I set my home screen on my iPad to my timetable**  
**Every morning we do an equipment check so number one make sure you have everything the night before and your iPad is fully charged and**
- 3. number two if you do happen to forget something go and see one of the heads of year in the morning and so you can be prepared**  
**When starting year seven I would also recommend**
- 4. trying to do a sporting or other event after school as the school have loads and it's a great way to meet new friends enjoy yourself and get more involved in the academy**

Kacey Currie

The top tip I would like to give the year 6 coming up is don't be afraid to ask for help or directions as all the teachers and the students will help. Grace Adams

My advice is to not be worried about your first day, I was worried about my first day but you just walked through it. Everyone is very nice and they make you feel right at home.

As long as you are in the right place at the right time doing the right thing you will be ok. You need to enjoy yourself and try your hardest and I'm sure you will do very well. That is my advice.

Best wishes Lily





Please write any questions you have on this page or  
email [fell@westlakesmat.org.uk](mailto:fell@westlakesmat.org.uk)