

# Year 1 Homework

## Week Beginning: 30th October

Name: \_\_\_\_\_

### Literacy

Read as often as you can and record your comments in the reading diary. Please bring it into school on Friday so that we can check you have been reading. Please practice the phonemes in the middle of the Reading Record too.

### Half Term Holiday

This week I would like you to write all about your half term holidays. Here are some ideas of what you could write about:

- Where did you go?
- Who did you go with?
- What did you do when you got there?
- What was the best thing that you did in your half term holidays?

Please use your neatest handwriting and sit your letters on the line.

play  
day  
stray  
spray  
out  
about  
cloud  
found  
old  
don't

### Numeracy













**Mental maths:** please practice counting back from 50 to 0. If your child needs challenged increase the number you count back from in multiples of 10. ie: count back from 60, 70, 80 and so on.













Please complete the Ordering Owls sheet and return to school next week.

Name: \_\_\_\_\_

# Ordinal Owls

Fill in the blanks and then follow the instructions below

											
1st	<input type="text"/>	<input type="text"/>	4th	<input type="text"/>	<input type="text"/>	<input type="text"/>	<input type="text"/>	<input type="text"/>	9th	<input type="text"/>	<input type="text"/>

											
<input type="text"/>	<input type="text"/>	<input type="text"/>	14th	<input type="text"/>	<input type="text"/>	<input type="text"/>	<input type="text"/>	<input type="text"/>	<input type="text"/>	<input type="text"/>	<input type="text"/>

1. Colour the second owl blue
2. Draw a ring around the fifth owl
3. Draw a square around the seventh owl
4. Colour the tenth owl yellow
5. Colour the eleventh owl green
6. Draw a line underneath the twentieth owl
7. Colour the fourteenth owl orange
8. Colour the sixteenth owl yellow
9. Colour the last owl red
10. How many owls?

# Year 1 Homework

## Week Beginning: 30th October

Name: \_\_\_\_\_

### Literacy

Read as often as you can and record your comments in the reading diary. Please bring it into school on Friday so that we can check you have been reading. Please practice the phonemes in the middle of the Reading Record too.

### Sentence Writing

Please write a sentence in your homework book for each one of your spellings this week. There should be ten sentences in total and each one must start with a capital letter and end in a full stop. Also please make sure that all letters sit on the line properly, are written neatly and that work is presented well.

### Numeracy

**Mental maths:** please practice counting back from 50 to 0. If your child needs challenged increase the number you count back from in multiples of 10. ie: count back from 60, 70, 80 and so on.

Please complete the Ordering Owls sheet and return to school next week.