

Year 1 Homework

Week Beginning: 26th November

Name: _____

Reading

Please practice reading the sounds in your child's reading record this week. This will really support their reading and also their spelling.

The Hodgeheg

When we have been reading The Hodgeheg in class we know that Max has been getting his sentences mixed up after he bumped his head. This week I would like you to try and unjumble Max's sentences and write them in the correct order in your homework book.

I hound where the fumans cross over.

I'm a bet bitter thanks.

I feel quite wake awide.

I'll be KO.

Hip, hip, roohay!

I peg your bardon.

I thought you were a different hodgeheg.

Something bot me on the hittom!

when

what

which

why

where

who

toe

goes

time

came

Numeracy

Please practice doubling numbers up to double 12 with your child this week. For doubles above 5 encourage your child to keep the double number in their head and then count on the exact same number using their fingers. Once your child is confident please complete the doubles sheet on the back of this sheet. This sheet does not need to be completed totally nor does it need to be done in one sitting, it can be done for 5-10 minutes at a time over several days. We are using doubles in our maths work this week so quick recall of double facts will really benefit their class work.

Year 1 Homework

Week Beginning: 26th November

Name: _____

Reading

Please practice reading the sounds in your child's reading record this week. This will really support their reading and also their spelling.

The Hodgeheg

When we have been reading The Hodgeheg in class we know that Max has been getting his sentences mixed up after he bumped his head. This week I would like you to try and unjumble Max's sentences and write them in the correct order in your homework book.

I hound where the fumans cross over.

I'm a bet bitter thanks.

I feel quite wake awide.

I'll be KO.

Hip, hip, roohay!

I peg your bardon.

I thought you were a different hodgeheg.

Something bot me on the hittom!

car
card
yard
hard
farm
harm
arm
star
look
my

Numeracy

Please practice doubling numbers up to double 12 with your child this week. For doubles above 5 encourage your child to keep the double number in their head and then count on the exact same number using their fingers. Once your child is confident please complete the doubles sheet on the back of this sheet. This sheet does not need to be completed totally nor does it need to be done in one sitting, it can be done for 5-10 minutes at a time over several days. We are using doubles in our maths work this week so quick recall of double facts will really benefit their class work.

Year 1 Homework

Week Beginning: 26th November

Name: _____

Reading

Please practice reading the sounds in your child's reading record this week. This will really support their reading and also their spelling.

Literacy

Please complete the CVC word sheets and get your child to think of a few sentences about two or three of the pictures which they will then need to write. Please try to encourage a bit of independence—ask them their sentence and then encourage them to write it down on their own. If they ask you for the next work encourage them to read back what they have written so they can then think of their next word for themselves.

king
sing
wing
song
gang
ring
long
thing
bring
swing

Numeracy

Please practice doubling numbers up to double 12 with your child this week. For doubles above 5 encourage your child to keep the double number in their head and then count on the exact same number using their fingers. Once your child is confident please complete the doubles sheet on the back of this sheet. This sheet does not need to be completed totally nor does it need to be done in one sitting, it can be done for 5-10 minutes at a time over several days. We are using doubles in our maths work next week so quick recall of double facts will really benefit their class work. (You could use counters if this helps).

Doubles (to double 12) Set A

Doubles (to double 12) Set B

$12 + 12 =$

$4 + 4 =$

double 9 =

double 1 =

$6 + 6 =$

double 3 =

$6 + 6 =$

double 4 =

double 8 =

double 8 =

double 6 =

$11 + 11 =$

double 5 =

double 12 =

double 11 =

double 9 =

double 1 =

$11 + 11 =$

$10 + 10 =$

$5 + 5 =$

$10 + 10 =$

double 2 =

double 12 =

double 2 =

$2 + 2 =$

double 6 =

double 11 =

$9 + 9 =$

double 11 =

$7 + 7 =$

double 7 =

double 7 =

double 10 =

double 7 =

$2 + 2 =$

double 10 =

double 1 =

double 2 =

double 3 =

$1 + 1 =$

$8 + 8 =$

$1 + 1 =$

double 8 =

double 12 =

double 4 =

double 6 =

$12 + 12 =$

$7 + 7 =$

$3 + 3 =$

$9 + 9 =$

double 3 =

double 4 =

double 9 =

double 5 =

$4 + 4 =$

$3 + 3 =$


$5 + 5 =$

double 10 =


$8 + 8 =$

double 5 =


Fill in the missing words and then write some sentences underneath about some of the pictures.




□ □ □




□ □ □




□ □ □




□ □ □




□ □ □



□ □ □




□ □ □




□ □ □

10


□ □ □



□ □ □



□ □ □



□ □ □

Fill in the missing words and then write some sentences underneath about some of the pictures.

